



S/S TEA/COFFEE POT

ITEM No.	SPEC
C10101	12OZ
C10102	20OZ
C10103	35OZ
C10104	60OZ



S/S TEA/COFFEE POT

ITEM No.	SPEC
C10301	12OZ
C10302	20OZ
C10303	35OZ
C10304	60OZ



S/S TEA POT

ITEM No.	SPEC
C10311	400ML
C10312	900ML
C10313	1500ML



S/S TEA POT

ITEM No.	SPEC
C10401	8OZ/250ML
C10402	14OZ/400ML
C10403	20OZ/600ML
C10404	40OZ/1200ML



S/S COFFEE POT

ITEM No.	SPEC
C10611	12OZ/350ML
C10612	20OZ/600ML
C10613	32OZ/1000ML
C10614	48OZ/1500ML
C10615	70OZ/2000ML



S/S TEA POT

ITEM No.	SPEC
C10621	8OZ/250ML
C10622	12OZ/350ML
C10623	20OZ/600ML
C10624	32OZ/1000ML



S/S MILK JUG

ITEM No.	SPEC
C10201	125ML
C10202	250ML
C10203	350ML
C10204	600ML
C10205	900ML



S/S COFFEE POT

ITEM No.	SPEC
C10601	12OZ
C10602	20OZ
C10603	32OZ
C10604	48OZ
C10605	70OZ



S/S TEA/COFFEE POT

ITEM No.	SPEC
C10701	12OZ
C10702	20OZ
C10703	32OZ
C10704	48OZ
C10705	70OZ



S/S TEA POT

ITEM No.	SPEC
C10801	13OZ
C10802	18OZ
C10803	24OZ
C10804	35OZ
C10805	48OZ
C10806	70OZ



S/S TEA POT

ITEM No.	SPEC
C10811	13OZ
C10812	18OZ
C10813	24OZ
C10814	35OZ
C10815	48OZ
C10816	70OZ



S/S TEA POT

ITEM No.	SPEC
C11001	10OZ
C11002	20OZ
C11003	32OZ
C11004	48OZ
C11005	70OZ



C. Tea/Coffee Services

HARVEST



C. Tea/Coffee Services

HARVEST



S/S COFFEE POT

ITEM No.	SPEC
C11101	10OZ
C11102	20OZ
C11103	32OZ
C11104	48OZ
C11105	70OZ



S/S TEA POT

ITEM No.	SPEC
C11201	12OZ
C11202	16OZ
C11203	20OZ
C11204	32OZ
C11205	48OZ
C11206	70OZ



S/S COFFEE POT

ITEM No.	SPEC
C11301	12OZ
C11302	16OZ
C11303	20OZ
C11304	32OZ
C11305	48OZ
C11306	70OZ
C11307	100OZ



S/S DOUBLE WALL VACUUM KETTLE

ITEM No.	SPEC
C11611	0.75L
C11612	1.0L
C11613	1.5L
C11614	2.0L



S/S DOUBLE WALL VACUUM KETTLE WITH RED COLOR

ITEM No.	SPEC
C11625R	2.0L



S/S COFFEE POT

ITEM No.	SPEC
C12621	0.45L
C12622	0.6L
C12623	0.9L
C12624	1.2L



S/S TEA POT

ITEM No.	SPEC
C11401	20OZ
C11402	32OZ
C11403	48OZ



S/S COFFEE MAKER

ITEM No.	SPEC
C11511	600ML
C11512	800ML



S/S COFFEE MAKER

ITEM No.	SPEC
C11513	800ML
C11514	1000ML



S/S DOUBLE WALL VACUUM KETTLE

ITEM No.	SPEC
C11901	1.0L
C11902	1.3L
C11903	1.6L
C11904	1.9L



S/S DOUBLE WALL VACUUM KETTLE

ITEM No.	SPEC
C11911R	1.2L
C11912R	1.5L
C11913R	2.0L



S/S VACUUM KETTLE

ITEM No.	SPEC
A: C11915R	2.0L
B: C11915W	2.0L



DOUBLE WALL COFFEE MAKER

ITEM No.	SPEC
C11521	400ML
C11522	600ML
C11523	1000ML
C11524	1500ML



TEA MAKER

ITEM No.	SPEC
C11591	300ML
C11592	600ML
C11593	800ML



TEA MAKER

ITEM No.	SPEC
C11594	300ML
C11595	600ML
C11596	1000ML



S/S DOUBLE WALL KETTLE W/PLASTIC COVER

ITEM No.	SPEC
C11931	1.0L
C11932	1.5L
C11933	1.8L



S/S DOUBLE WALL KETTLE W/PLASTIC COVER

ITEM No.	SPEC
C11941	1.0L
C11942	1.5L
C11943	1.8L



S/S VACUUM KETTLE

ITEM No.	SPEC
C11951	1.0L
C11952	1.5L
C11953	2.0L



S/S DOUBLE WALL VACUUM KETTLE

ITEM No.	SPEC
C11621	1.0L
C11622	1.5L
C11623	2.0L



S/S DOUBLE WALL VACUUM KETTLE WITH BLUE COLOR

ITEM No.	SPEC
C11621B	1.0L
C11622B	1.5L
C11623B	2.0L



S/S DOUBLE WALL VACUUM KETTLE WITH RED COLOR

ITEM No.	SPEC
C11621R	1.0L
C11622R	1.5L
C11623R	2.0L



S/S DOUBLE WALL KETTLE W/PLASTIC COVER

ITEM No.	SPEC
C11961	1.2L
C11962	1.5L
C11963	2.0L



S/S DOUBLE WALL KETTLE W/PLASTIC COVER

ITEM No.	SPEC
C11971	1.0L
C11972	1.5L
C11973	2.0L



S/S DOUBLE WALL KETTLE W/PLASTIC COVER

ITEM No.	SPEC
C11986	3.0L



S/S PITCHER

ITEM No.	SPEC
C11704	2.0L



S/S PITCHER

ITEM No.	SPEC
C11705	1.4L



S/S PITCHER

ITEM No.	SPEC
C11706	1.4L



S/S PITCHER

ITEM No.	SPEC
C11802	0.75L
C11803	1.0L
C11804	1.5L



S/S PITCHER

ITEM No.	SPEC
C11805	2.0L



S/S COOLING PITCHER

ITEM No.	SPEC
C11816	2.0L



S/S COOLING PITCHER

ITEM No.	SPEC
C11811	1.0L
C11812	1.4L
C11813	1.7L



S/S COOLING PITCHER

ITEM No.	SPEC
C11814	1.0L
C11815	1.4L



JAR

ITEM No.	SPEC
C11821	0.95L , 28.5OZ
C11822	1.4L , 42 OZ
C11823	1.8L , 60OZ



JAR

ITEM No.	SPEC
C11826	2.4L



S/S MILK CREAMERS

ITEM No.	SPEC
C12101A	0.4L plastic mesh
C12101B	0.4L single s/s mesh
C12101C	0.4L double s/s mesh
C12102A	0.8L plastic mesh
C12102B	0.8L single s/s mesh
C12102C	0.8L double s/s mesh



S/S MILK CREAMERS

ITEM No.	SPEC
C12103	0.4L
C12104	0.8L



S/S MILK CREAMERS (DOUBLE MESH)

ITEM No.	SPEC
A:C12105	300ML
B:C12106	600ML



S/S MILK CREAMERS (DOUBLE MESH)

ITEM No.	SPEC
A:C12107	300ML
B:C12108	600ML



S/S COFFEE POT

ITEM No.	SPEC
C10731	275ML



S/S COFFEE POT

ITEM No.	SPEC
C10528	0.9L



S/S COFFEE POT

ITEM No.	SPEC
C10529	0.9L



S/S COFFEE POT

ITEM No.	SPEC
C10531	1.0L
C10532	1.2L



S/S COFFEE POT

ITEM No.	SPEC
C10531B	1.0L
C10532B	1.2L



S/S COFFEE POT

ITEM No.	SPEC
C10533	1.0L
C10534	1.2L



S/S COFFEE POT W/THERMOMETER

ITEM No.	SPEC
C10533T	1.0L
C10534T	1.2L



S/S PITCHER W/LONG SPOUT

ITEM No.	SPEC
C10711	12OZ
C10712	20OZ
C10713	32OZ
C10714	48OZ



S/S PITCHER W/LONG SPOUT

ITEM No.	SPEC
C10716	12OZ
C10717	20OZ
C10718	32OZ



S/S PITCHER W/LONG SPOUT

ITEM No.	SPEC
C10721	200ML
C10722	250ML
C10723	300ML



C. Tea/Coffee Services

HARVEST



C. Tea/Coffee Services

HARVEST



S/S PITCHER W/LONG SPOUT SPRAY PAINTING

ITEM No.	SPEC
C10724A	600ML



S/S PITCHER W/LONG SPOUT SPRAY PAINTING

ITEM No.	SPEC
C10911A	350ML
C10912A	600ML



S/S COFFEE POT

ITEM No.	SPEC
C12701	0.6L
C12702	1.0L



S/S COFFEE POT-MATT FINISH

ITEM No.	SPEC
C12707	600ML 20OZ



S/S COFFE POT

ITEM No.	SPEC
C12707C	600ML 20OZ



S/S COFFEE POT W/WOODEN HANDLE

ITEM No.	SPEC
C12708	600ML 20OZ



S/S COFFEE POT

ITEM No.	SPEC
C12701A	0.6L
C12702A	1.0L



S/S COFFEE POT

ITEM No.	SPEC
C12701B	0.6L
C12702B	1.0L



S/S COFFEE POT

ITEM No.	SPEC
C12701C	0.6L
C12702C	1.0L



S/S COFFEE POT

ITEM No.	SPEC
C12721G	420ML
C12722G	650ML



S/S COFFEE POT

ITEM No.	SPEC
C12723	420ML
C12724	650ML



S/S COFFEE POT

ITEM No.	SPEC
C12725	420ML
C12726	650ML



S/S COFFEE POT

ITEM No.	SPEC
C12701A1	0.6L
C12701B1	0.6L



S/S COFFEE POT

ITEM No.	SPEC
C12703	0.6L
C12704	1.2L
C12705	0.4L



S/S COFFEE POT

ITEM No.	SPEC
C12706	20OZ



S/S PITCHER W/LONG SPOUT

ITEM No.	SPEC
C13324	8OZ
C13325	12OZ
C13326	20OZ



S/S PITCHER W/LONG SPOUT-ROSE GOLD

ITEM No.	SPEC
C13324A	8OZ
C13325A	12OZ
C13326A	20OZ



S/S PITCHER W/LONG SPOUT- GOLDEN

ITEM No.	SPEC
C13324B	8OZ
C13325B	12OZ
C13326B	20OZ



S/S COFFEE POT(BLACK PLATED)

ITEM No.	SPEC
C12706A	20OZ



S/S COFFEE POT(COPPER PLATED)

ITEM No.	SPEC
C12706B	20OZ



S/S COFFEE POT(BLACK PLATED)

ITEM No.	SPEC
C12706C	20OZ



S/S COFFEE POT W/LONG SPOUT-NON STICK

ITEM No.	SPEC
C13327A	12OZ
C13328A	20OZ
C13329A	32OZ



S/S COFFEE POT WITH NON STICK

ITEM No.	SPEC
C13332A	12OZ
C13333A	20OZ
C13334A	32OZ



S/S PITCHER W/LONG SPOUT

ITEM No.	SPEC
C13321	20OZ



S/S MILK JUG

ITEM No.	SPEC
C13101	5OZ
C13102	8OZ



S/S MILK JUG

ITEM No.	SPEC
C13103	12OZ
C13104	20OZ
C13105	35OZ
C13106	60OZ



S/S MILK JUG

ITEM No.	SPEC
C13111	125ML
C13112	250ML
C13113	350ML
C13114	600ML
C13115	900ML



S/S PITCHER

ITEM No.	SPEC
C13301	12OZ
C13302	20OZ
C13303	32OZ
C13304	48OZ
C13305	70OZ



S/S PITCHER W/NON-STICK PAINTING OUTSIDE

ITEM No.	SPEC
C13301B	12OZ
C13302B	20OZ
C13303B	32OZ
C13304B	48OZ
C13305B	70OZ



S/S PITCHER

ITEM No.	SPEC
C13315	70OZ



S/S PITCHER

ITEM No.	SPEC
C13306	12OZ
C13307	20OZ
C13308	32OZ
C13309	48OZ
C13310	70OZ



S/S PITCHER W/PAINTING

ITEM No.	SPEC
C13306BS	12OZ
C13307BS	20OZ
C13308BS	32OZ
C13309BS	48OZ
C13310BS	70OZ



S/S PITCHER

ITEM No.	SPEC
C13306C	12OZ
C13307C	20OZ
C13308C	32OZ
C13309C	48OZ
C13310C	70OZ



S/S MILK JUG

ITEM No.	SPEC
C13345	16OZ
C13346	20OZ



S/S MILK JUG

ITEM No.	SPEC
C13341	350ML
C13342	450ML
C13343	700ML



S/S MILK JUG

ITEM No.	SPEC
A:C13351	12OZ
B:C13351B	12OZ



S/S MILK JUG

ITEM No.	SPEC
C13401	13OZ



S/S PITCHER

ITEM No.	SPEC
C13411	16OZ
C13412	24OZ
C13413	35OZ
C13414	50OZ



S/S PITCHER WITH SCALE

ITEM No.	SPEC
C13701	18OZ
C13702	24OZ
C13703	40OZ



S/S MILK JUG

ITEM No.	SPEC
C13501	5OZ
C13502	10OZ



S/S MILK JUG

ITEM No.	SPEC
C13601	1OZ
C13603	3OZ
C13604	5OZ
C13605	10OZ
C13606	16OZ



S/S MILK JUG

ITEM No.	SPEC
C13611	20OZ / 0.6L
C13612	32OZ / 1.0L
C13613	48OZ / 1.5L
C13614	70OZ / 2.2L
C13615	100OZ / 3.14L



S/S MILK JUG

ITEM No.	SPEC
C13631	350ML
C13632	400ML
C13633	600ML



S/S MILK JUG

ITEM No.	SPEC
C13711	2OZ
C13712	3OZ
C13713	5OZ
C13714	8OZ



S/S PITCHER WITH SCALE

ITEM No.	SPEC
C13901	250ML
C13902	500ML
C13903	1000ML



S/S PITCHER WITH SCALE

ITEM No.	SPEC
C13915	600ML



S/S PITCHER WITH SCALE

ITEM No.	SPEC
C13921	500ML / 16OZ
C13922	700ML / 24OZ
C13923	1000ML / 32OZ
C13924	1500ML / 48OZ
C13925	2000ML / 64OZ



S/S PITCHER WITH SCALE

ITEM No.	SPEC
C13926	500ML
C13927	1000ML
C13928	2000ML
C13929	3000ML



C. Tea/Coffee Services

HARVEST



PC MEASURING CUP

ITEM No.	SPEC
C13951	250ML
C13952	500ML
C13953	1000ML
C13954	2000ML
C13955	3000ML
C13956	4000ML



ALUM. PITCHER WITH SCALE

ITEM No.	SPEC
C13941	0.5QT
C13942	1QT
C13943	2QT
C13944	4QT



ALUM. PITCHER WITH SCALE

ITEM No.	SPEC
C13945	0.5QT
C13946	1QT
C13947	2QT
C13948	4QT



S/S SUGAR BOWL

ITEM No.	SPEC
C15011	8OZ
C15012	20OZ



S/S SUGAR BOWL

ITEM No.	SPEC
C15031	8OZ / 0.25L
C15032	20OZ / 0.6L



S/S SUGAR BOWL

ITEM No.	SPEC
C15035	300ML
C15036	500ML



S/S SUGAR BOWL W/COVER

ITEM No.	SPEC
C15102	7OZ
C15103	10OZ
C15104	16OZ
C15105	20OZ



S/S SUGAR BOWL

ITEM No.	SPEC
C15201	7OZ
C15202	10OZ



S/S SUGAR BOWL

ITEM No.	SPEC
A:C15301	5OZ
A:C15302	13OZ
B:C15303	5OZ
B:C15304	13OZ



S/S SUGAR BOWL

ITEM No.	SPEC
C15401	5OZ
C15402	10OZ
C15403	20OZ



S/S MILK JUG

ITEM No.	SPEC
C16101	6OZ
C16102	12OZ
C16103	24OZ



S/S WATER KETTLE

ITEM No.	SPEC
C18101	20CM(3L)
C18102	22CM(4L)
C18103	24CM(5L)
C18104	26CM(6L)
C18105	18CM(2.4L)



C. Tea/Coffee Services

HARVEST



COFFEE BEAN MILLER

ITEM No.	SPEC
C21106	6/7.5X11CM



COFFEE BEAN MILLER

ITEM No.	SPEC
C21101	D95XH165MM
C21102	D95XH190MM



COFFEE MILLER

ITEM No.	SPEC
C21103	L100XW100XH174MM



COFFEE POWDER DREDGER

ITEM No.	SPEC
A:C21105	5.6/7.4X10.3CM
B:C21105B	5.6/7.4X10.3CM
C:C21105R	5.6/7.4X10.3CM



COCOA SHAKER WITH VARIOUS STENCILS

ITEM No.	SPEC
C21201	D70XH125MM



COFFEE POWDER FEEDER

ITEM No.	SPEC
C21111	D7.4X7.7CM



COFFEE TAMPER W/ALUM.HANDLE-FLAT SURFACE

ITEM No.	SPEC
C21301	D5.0CM
C21302	D5.7CM



COFFEE TAMPER W/ALUM.HANDLE-SWIRL SURFACE

ITEM No.	SPEC
C21303	D5.0CM
C21304	D5.7CM



COFFEE TAMPER W/S HANDLE-FLAT SURFACE

ITEM No.	SPEC
C21305	D4.8CM
C21306	D5.7CM
C21307	D5.1CM



COFFEE TAMPER W/S/S HANDLE

ITEM No.	SPEC
C21312	D5.8XH10CM



COFFEE TAMPER W/S/S HANDLE

ITEM No.	SPEC
C21321	D5.8XH9CM



COFFEE TAMPER W/S/S HANDLE

ITEM No.	SPEC
C21322	D5.8XH7.4CM



COFFEE TAMPER

ITEM No.	SPEC
C21331	D5.8XH9CM



COFFEE TAMPER

ITEM No.	SPEC
C21331A	D5.8XH9CM



COFFEE TAMPER

ITEM No.	SPEC
C21332	D5.8XH9CM



COFFEE TAMPER HOLDER

ITEM No.	SPEC
C21401	14.1X9.3X5.9CM



COFFEE STAND

ITEM No.	SPEC
C21402	D8/D6X1.5CM



S/S KNOCK BOX

ITEM No.	SPEC
C21601	D11.3XH7/H11CM
C21602	D14XH9/H15.8CM



S/S KNOCK BOX

ITEM No.	SPEC
C21603	25.5X16X10CM



S/S KNOCK BOX

ITEM No.	SPEC
C21605	26.5X16.2X10CM
C21606	26.5X16.2X15CM



S/S KNOCK BOX

ITEM No.	SPEC
C21607	17.6X16.2X10CM
C21608	17.6X16.2X15CM



S/S KNOCK BOX

ITEM No.	SPEC
C21611	D11.5XH7/H11.2CM
C21612	D14XH10.6/H16CM




S/S KNOCK BOX

ITEM No.	SPEC
C21613	23.7X14.1X10CM



S/S KNOCK BOX WOODEN CONTAINER

ITEM No.	SPEC
C21617	21X20X12.3CM



S/S LATTE NEEDLE

ITEM No.	SPEC
C21701	L14CM




S/S LATTE NEEDLE

ITEM No.	SPEC
C21702	L14CM




LATTE NEEDLE

ITEM No.	SPEC
C21705	L14CM



S/S LATTE NEEDLE

ITEM No.	SPEC
C21703	L21CM



S/S LATTE NEEDLE

ITEM No.	SPEC
C21704	L21CM



ALUM. LATTE NEEDLE

ITEM No.	SPEC
C21706	L17.4CM



S/S COFFER COLANDER

ITEM No.	SPEC
C21801	D12CM



S/S COFFER COLANDER

ITEM No.	SPEC
C21802	D12CM



S/S COFFER COLANDER

ITEM No.	SPEC
C21803	D12.5CM



S/S COFFER COLANDER

ITEM No.	SPEC
C21804	D12.5CM

ITEM No.	SPEC
----------	------

ITEM No.	SPEC
----------	------